

SCHAEFER LOGISTICS CENTER

13610 YORBA AVE, CHINO, CA 91710

FOR LEASE 296,912 SF
CLASS-A BUILD-TO-SUIT OPPORTUNITY



Clyde F. Stauff, SIOR

Vice Chair

Lic. No. 00464008

949.724.5543

clyde.stauff@colliers.com

Jace Gan

Vice Chair

Lic. No. 01990636

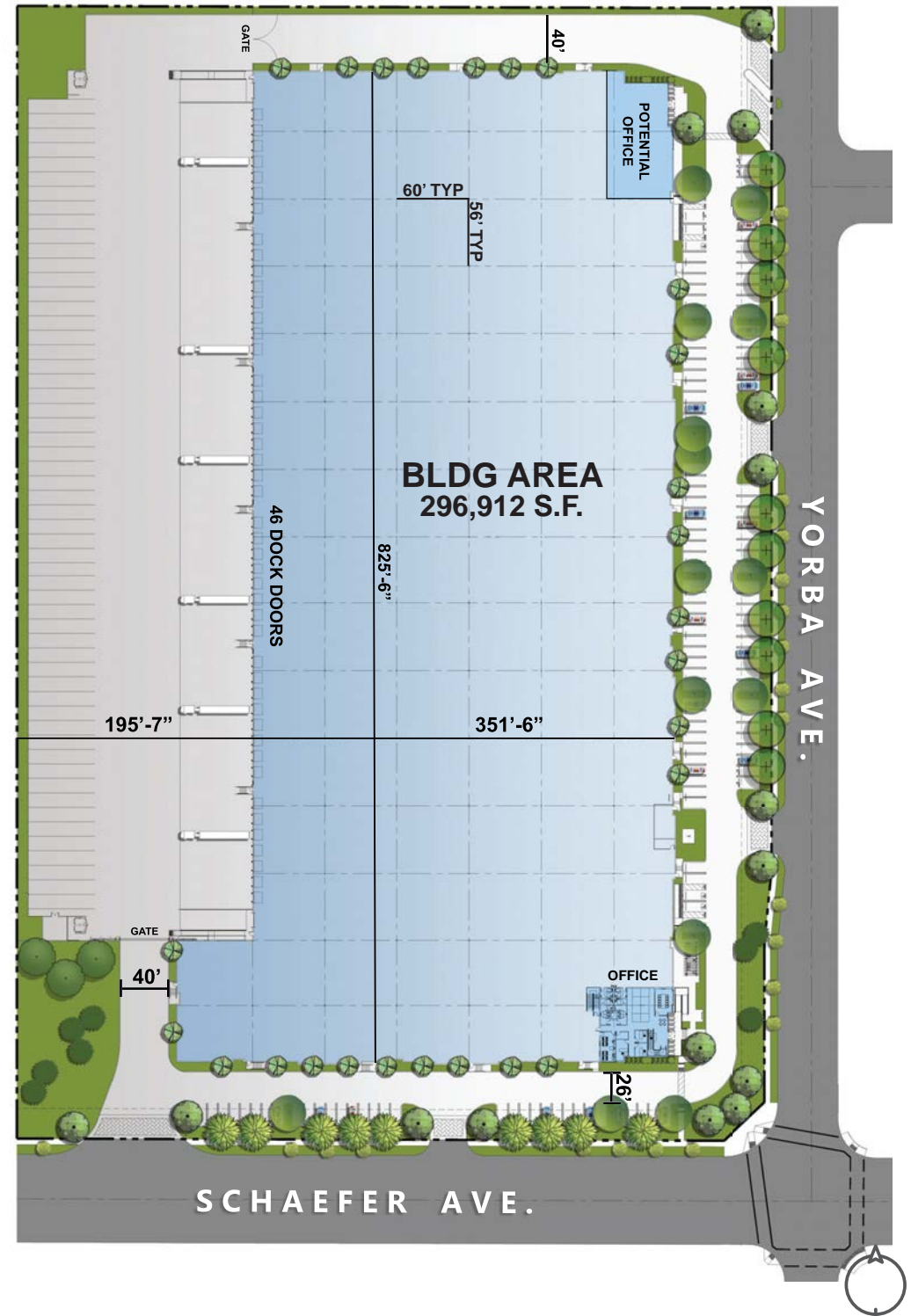
949.724.5529

jace.gan@colliers.com

LOVETT
INDUSTRIAL

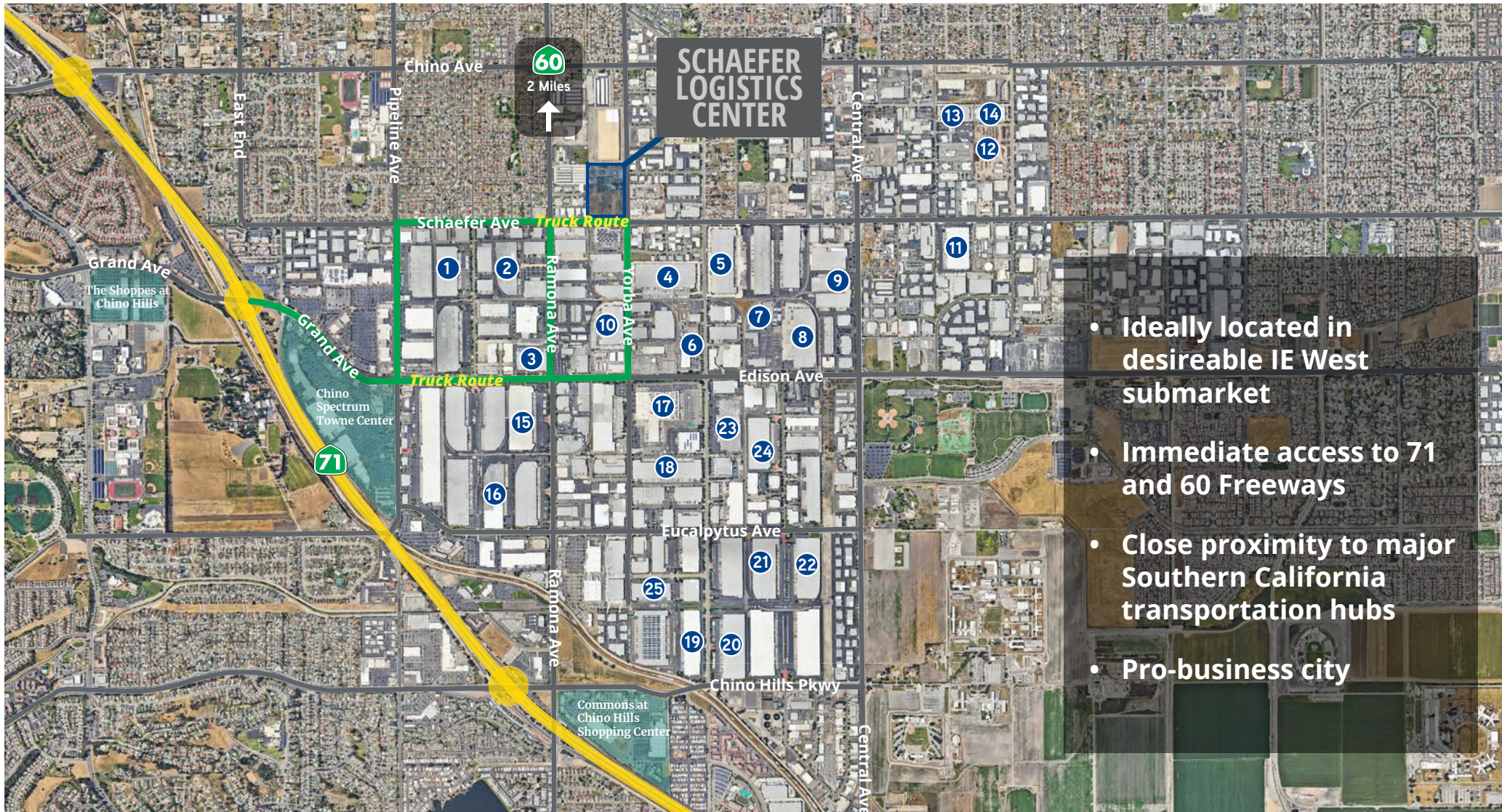
BUILDING FEATURES

- ± 296,912 Square Feet
- ±6,487 SF Office (Two Story)
- 36' Minimum Clearance (6" inside 1st column)
- 195' -7" Secured Concrete Truck Court
- (46) Dock High Loading Doors (9' x 10')
- (23) 35,000 lb. Mechanical Dock Levelers
- (2) Grade Level Doors (12' x 14')
- (56) Excess Trailer Stalls (12' x 55')
- (133) Auto Parking Spaces (6 EVCS and 20 EV Capable)
- 56' x 60' Column Spacing
- ESRF Sprinkler System (K-25)
- 2.5% Skylights
- 2,000 AMP Panel, Expandable to 4,000 AMP (4,000 AMP UGPS)
- 7" Thick Warehouse Slab
- MM-80 Joint Filler Throughout Warehouse
- Concrete Paving Throughout Entire Project
- Immediate Access to 71 & 60 Freeways

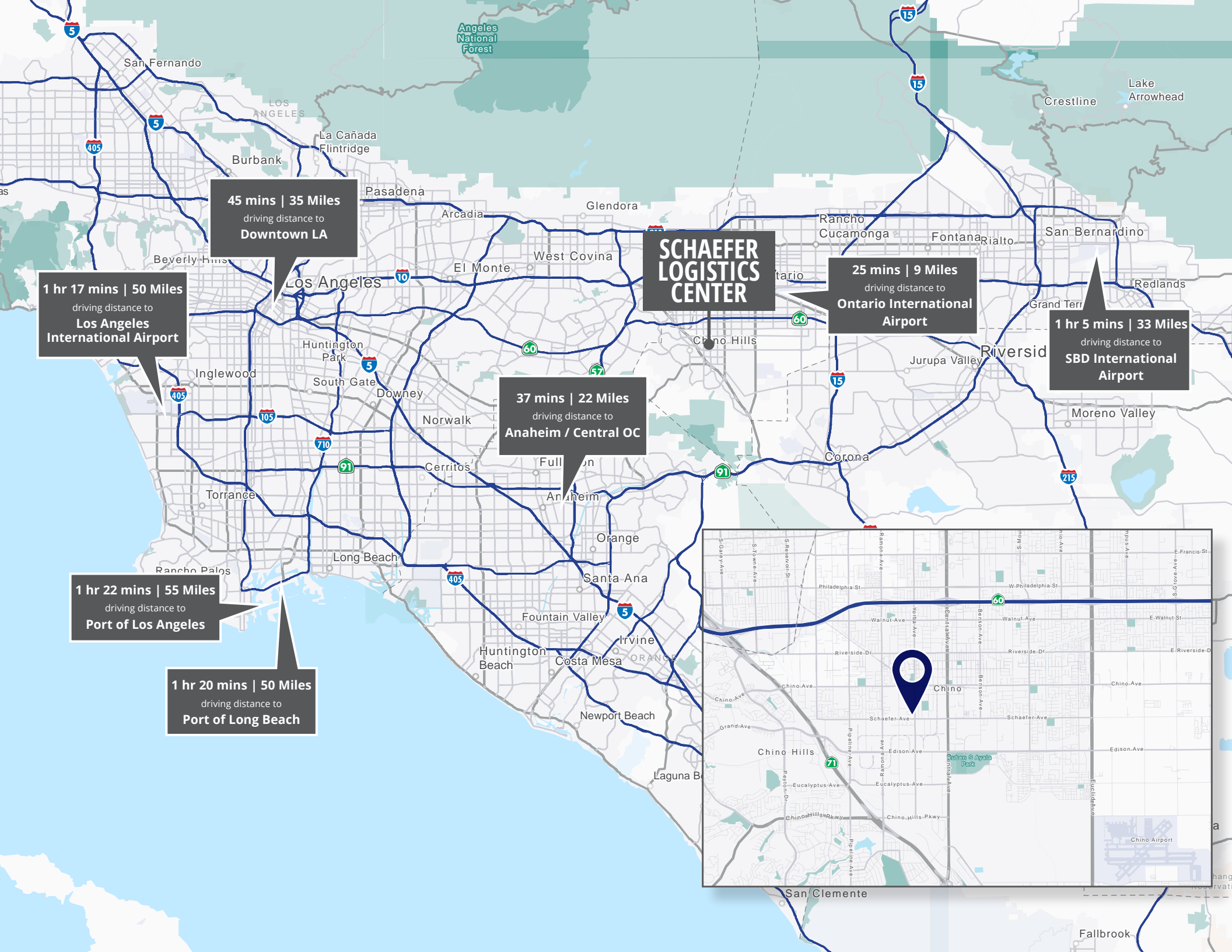


LOCATION OVERVIEW

1 ALTO SYSTEMS	6 BERRY GLOBAL	11 QUETICO LOGISTICS	16 BRENNTAG SPECIALTIES	21 PERFORMANCE TEAM
2 HUSSMAN CORP.	7 UNITED RENTALS	12 RADOS	17 HONDA	22 NFI INDUSTRIES
3 PODS	8 CLOSET MAID	13 ENERGETIC LIGHTING	18 COCA-COLA	23 REPET
4 ROADTEX	9 BIAGI BROS	14 TST INC.	19 UNIVERSAL CONTAINER	24 WHIPLASH
5 TACTICAL LOGISTICS	10 ARANDA TOOLING	15 AMCOR	20 SCHNEIDER ELECTRIC	25 XGS



- Ideally located in desirable IE West submarket
- Immediate access to 71 and 60 Freeways
- Close proximity to major Southern California transportation hubs
- Pro-business city



SCHAEFER LOGISTICS CENTER

45 mins | 35 Miles
driving distance to
Downtown LA

1 hr 17 mins | 50 Miles
driving distance to
Los Angeles International Airport

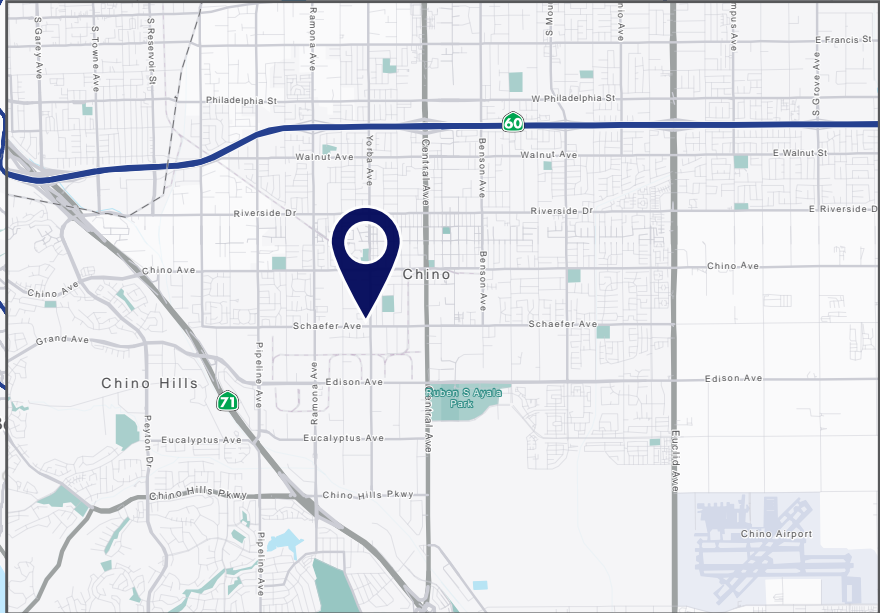
25 mins | 9 Miles
driving distance to
Ontario International Airport

1 hr 5 mins | 33 Miles
driving distance to
SBD International Airport

37 mins | 22 Miles
driving distance to
Anaheim / Central OC

1 hr 22 mins | 55 Miles
driving distance to
Port of Los Angeles

1 hr 20 mins | 50 Miles
driving distance to
Port of Long Beach



SCHAEFER LOGISTICS CENTER

**13610 YORBA AVE
CHINO, CA 91710**

Clyde F. Stauff, SIOR

Vice Chair

Lic. No. 00464008

949.724.5543

clyde.stauff@colliers.com

Jace Gan

Vice Chair

Lic. No. 01990636

949.724.5529

jace.gan@colliers.com

Colliers

3 Park Plaza, Suite 1200

Irvine, CA 92614

+1 949 724 5500

www.colliers.com

LOVETT
INDUSTRIAL



Colliers International makes no guarantees, representations or warranties of any kind, expressed or implied, regarding the information including, but not limited to, warranties of content, accuracy and reliability. This publication is the copyrighted property of Colliers International and/or its licensor(s). 2024. All rights reserved

